





Unified understanding of intrinsic and extrinsic controls of dissolved organic carbon reactivity in aquatic ecosystems

Martin Berggren¹  | François Guillemette^{2,3} | Magdalena Bieroza⁴ |
 Ishi Buffam⁵ | Anne Deininger^{6,7} | Jeffrey A. Hawkes⁸ | Dolly N. Kothawala⁹ |
 Richard LaBrie^{3,10,11}  | Jean-François Lapierre^{3,10}  | Kathleen R. Murphy¹²  |
 Enass S. Al-Kharusi¹ | Mayra P. D. Rulli¹ | Geert Hensgens¹ | Hani Younes¹ |
 Urban J. Wünsch¹²

¹Department of Physical Geography and Ecosystem Science, Lund University, Lund, Sweden

²Département des sciences de l'environnement, Université du Québec à Trois-Rivières, Trois-Rivières, Québec, Canada

³Groupe de recherche interuniversitaire en limnologie (GRIL), Montréal, Québec, Canada

⁴Department of Soil and Environment, Swedish University of Agricultural Sciences, Uppsala, Sweden

⁵Department of Landscape Architecture, Planning and Management, Swedish University of Agricultural Sciences, Alnarp, Sweden

⁶Norwegian Institute for Water Research (NIVA), Oslo, Norway

⁷Centre for Coastal Research (CCR), University of Agder, Kristiansand, Norway

⁸Department of Chemistry, BMC, Uppsala University, Uppsala, Sweden

⁹Department of Ecology and Genetics, Uppsala University, Uppsala, Sweden

¹⁰Département des Sciences biologiques, Université de Montréal, Montréal, Quebec, Canada

¹¹Interdisciplinary Environmental Research Centre, Freiberg, Germany

¹²Department of Architecture and Civil Engineering, Chalmers University of Technology, Gothenburg, Sweden

Correspondence

Martin Berggren

Email: martin.berggren@nateko.lu.se

Funding information

Helge Ax:son Johnsons Stiftelse; Svenska Forskningsrådet Formas, Grant/Award Number: 2017-00772; Vetenskapsrådet, Grant/Award Number: 2018-04111

Handling Editor: Daniel E. Schindler

Abstract

Despite our growing understanding of the global carbon cycle, scientific consensus on the drivers and mechanisms that control dissolved organic carbon (DOC) turnover in aquatic systems is lacking, hampered by the mismatch between research that approaches DOC reactivity from either intrinsic (inherent chemical properties) or extrinsic (environmental context) perspectives. Here we propose a conceptual view of DOC reactivity in which the combination of intrinsic and extrinsic factors controls turnover rates and determines which reactions will occur. We review three major types of reactions (biological, photochemical, and flocculation) from an intrinsic chemical perspective and further define the environmental features that modulate the expression of chemically inherent reactivity potential. Finally, we propose hypotheses of how extrinsic and intrinsic factors together shape patterns in DOC turnover across the land-to-ocean continuum, underscoring that there is no intrinsic DOC reactivity without environmental context. By acknowledging the

This is an open access article under the terms of the [Creative Commons Attribution](https://creativecommons.org/licenses/by/4.0/) License, which permits use, distribution and reproduction in any medium, provided the original work is properly cited.

© 2022 The Authors. *Ecology* published by Wiley Periodicals LLC on behalf of The Ecological Society of America.

intrinsic–extrinsic control duality, our framework intends to foster improved modeling of DOC reactivity and its impact on ecosystem services.

KEYWORDS

bioreactivity, dissolved organic carbon, photoreactivity, sorption

INTRODUCTION

Dissolved organic carbon (DOC) undergoes numerous transformations as it flows from land to ocean, with both positive and negative effects on ecosystem services. Mineralization of DOC into greenhouse gases contributes to climate warming (Kosten et al., 2010; Tranvik et al., 2009) but also removes organic contaminants from potable water reservoirs (Bhatnagar & Sillanpää, 2017). Simultaneously, DOC that escapes mineralization may contribute to carbon sequestration and, thus, climate change mitigation, for example, via sedimentation (Battin et al., 2009). Thus, DOC turnover and fate are critical to both society and the global carbon cycle.

There are three main pathways of DOC transformation—biological reactions, sunlight-induced photochemical reactions, and immobilization by flocculation—each controlled by the intrinsic chemical composition of the DOC but also by extrinsic physical, chemical, and biological factors (Anderson et al., 2019). However, despite recent advances in the conceptual understanding of large-scale DOC turnover (Catalan et al., 2016; Raymond et al., 2016) and how to model it (Anderson et al., 2019), the combined intrinsic and extrinsic controls on these transformation pathways are inadequately described. Thus, the fates of DOC inputs from land to water in a changing environment remain unclear.

Here we review reactive organic matter features from a chemical perspective and further define the environmental conditions that contribute to corresponding DOC transformations. Based on this review, we formulate hypotheses of how extrinsic and intrinsic factors combined shape patterns in water column DOC turnover across gradients in the land–ocean continuum. Our framework aims to foster improved predictions of DOC reactivity and its impact on ecosystem services by showing that intrinsic DOC reactivity per se is a meaningless concept without the environmental context.

REACTIVITY AND THE INTRINSIC–EXTRINSIC DUALITY

Reactivity is a broad and operational concept used to describe the rate of transformations. For DOC, it is typically

measured as biological or photochemical mineralization rates in controlled conditions, but it can also refer to a physical reaction such as sorption to mineral surfaces. Reactivity is assessed on a continuous scale, which makes it different from the concept of *lability*, which categorizes DOC into classes of different reactivity potential (Guillemette & del Giorgio, 2011). Here we focus on reactivity as it describes the turnover rate at which DOC escapes the water column, i.e., through net loss processes, including mineralization and flocculation. We use the term DOC (carbon units) to clarify that reactivity of elements other than carbon (e.g., iron, phosphorus, nitrogen) is beyond scope of this paper (Berggren et al., 2015). This net turnover is a function of the dynamic array of intrinsic DOC chemistry (Mostovaya et al., 2016) and the extrinsic environments that facilitate potential DOC reactions (Anderson et al., 2019).

The dual intrinsic–extrinsic controls on DOC reactivity mean that reactive molecular features do not translate into DOC turnover if the extrinsic potential is lacking, and vice versa. For instance, a nutrient-starved environment can protect an intrinsically bioreactive molecule like glucose from microbial degradation (Hessen et al., 1994), and a photoreactive compound will obviously escape photodegradation in darkness. However, because this dual control is largely ignored, inconsistencies emerge between studies that have an intrinsic versus extrinsic DOC reactivity perspective.

Intrinsically, most natural DOC has relatively low bioreactivity (Lapierre et al., 2013; Selvam et al., 2016) because of the inherent limitations in the affinity to enzymes (Mann et al., 2014). Conversely, a majority of DOC can be photodegraded (Köhler et al., 2002) or sorbed to mineral surfaces under appropriate conditions (Groeneveld et al., 2020). Nonetheless, when analyzed in natural settings, bioreactivity is a major cause of carbon turnover (Algesten et al., 2004; Anderson et al., 2019; Lapierre et al., 2013), whereas photo mineralization (Koehler et al., 2014) and flocculation (Anderson et al., 2019) are surprisingly minor in most cases, although there are exceptions (Molot & Dillon, 1997; Worrall & Moody, 2014). Thus, the inherent potential of most DOC to photodegrade or sorb is often not realized owing to environmental constraints, i.e., limited light availability and lack of surfaces to induce flocculation (Groeneveld et al., 2020).

Another conundrum is the relationship between photoreactivity and aromaticity, commonly approximated from specific UV absorption (SUVA). Intrinsically, aromatic compounds are expected to be highly reactive due to their efficient absorption of natural UV light (Maizel et al., 2017). However, though some field studies report strong positive correlations between photoreactivity and SUVA (Koehler et al., 2016), this correlation may be weak to absent (Cory et al., 2013) or even negative (Selvam et al., 2019) in other studies. This illustrates that intrinsic photoreactivity (as indicated by high SUVA) might not be expressed in the field, likely owing to extrinsic controls such as pH variations (Selvam et al., 2019). Thus, studies of intrinsic and extrinsic controls can provide strongly contrasting views on DOC reactivity, and yet the discrepancies between these approaches can provide deeper insight. There is a strong need to advance DOC reactivity research by considering intrinsic and extrinsic factors in synchrony.

INTRINSIC REACTIVITY FROM A CHEMICAL FUNCTIONAL PERSPECTIVE

Optical, isotopic, and molecular approaches provide information about the size, structure, and function of organic molecules and mixtures, as reviewed by McCallister et al. (2018). Studies of intrinsic reactivity indicate that aromatic molecules are generally reactive with light, whereas aliphatic and charged compounds are relatively more reactive to biological and sorption processes, respectively (Findlay & Sinsabaugh, 2003). A conceptual summary of inherent reactivity for different types of compounds is shown in Figure 1 and explained in what follows.

There are thousands of molecular formulas from dissolved organic compounds that are present at mostly trace concentrations (Brown et al., 2016; Hawkes et al., 2018) and that can each be assessed separately in terms of reactivity (Mostovaya, Hawkes, Koehler, et al., 2017). However, because compounds with different functional structures potentially share the same formula (Zark & Dittmar, 2018), functional information is needed as a complement. In this context, optical characteristics of the organic matter give qualitative information about key functional properties such as aromaticity (SUVA), whereas quantitative determination of functionality can be performed using nuclear magnetic resonance (NMR) (McCallister et al., 2018), in combination with mass spectrometry (Leenheer et al., 1995) or isotopic labeling techniques (Zherbker et al., 2017). Since reactions take place at the level of functional moieties rather than whole molecules, these functional approaches can shed light on the

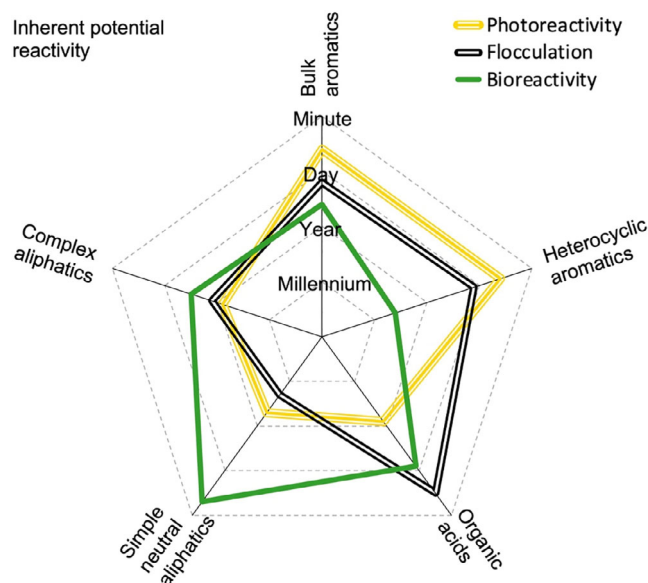


FIGURE 1 Simplified view on inherent reactivity profiles of dissolved organic carbon encountering three types of reactions (different lines) representing photoreactivity, flocculation, and bioreactivity relative to different structural and functional properties. The scale (gray dashed lines) shows inherent turnover potential, from millennia (innermost circle) to minutes (outermost circle).

main DOC properties that are prone to take part in biological, photochemical, or sorption reactions.

The chemistry of inherently bioreactive DOC

The turnover time of biological DOC compounds in aquatic systems (Figure 1) ranges from seconds or minutes for simple biomolecules such as amino acids, DNA, and ATP up to millennia for heterocyclic compounds (Amon et al., 2001; McCarthy et al., 1997). Nonetheless, most known molecular formulas have relatively slow biological turnover rates, with first-order decay coefficients of 0.001–0.005 day⁻¹, suggesting a turnover time on the scale of years (Mostovaya, Hawkes, Koehler, et al., 2017). Moreover, long-term degradation experiments with lake water indicate that large parts of bulk DOC have a decade-long half-life (Koehler et al., 2012; LaBrie et al., 2020). Thus, the bulk of natural DOC is not readily biodegradable.

In general, small molecules are directly assimilable by microbes (Berggren et al., 2010; Nagata, 2008), whereas larger molecules require extracellular (exo-) enzyme processing (Hoppe et al., 1988). Hence, low-molecular-weight sugars and organic acids are easily assimilated and typically highly bioreactive (Berggren et al., 2010), even if their nutritional and energetic qualities vary (del

Giorgio & Cole, 1998; Vallino et al., 1996). However, small size is no guarantee of bioreactivity; small and abundant molecules of marine microbial origin are highly biorefractory, explaining observations of decreasing bioreactivity of bulk DOC along the freshwater to sea gradient (Amon & Benner, 1996). Moreover, large macromolecules are inherently biodegradable if they can be readily broken down into smaller molecules by extracellular enzymes, as is often the case for proteins, lipids, and polysaccharides (Nagata, 2008). Therefore, although molecular size constrains microbial assimilation of DOC, it is not a coherent indicator of bioreactivity.

With regard to functionality, a widely reported pattern is that carbon in aromatic rings, which typically constitute 10%–30% of aquatic DOC (McKnight et al., 2001), is less biodegradable than aliphatic organic carbon (Kalbitz et al., 2003; Qualls, 2004), although there are exceptions (Köhler et al., 2013; Mostovaya, Hawkes, Dittmar, & Tranvik, 2017). Bacteria cannot process large aromatic molecules such as lignin, in contrast to fungi (Higuchi, 2004). Nonetheless, the aromatic DOC pool includes significant fractions of compounds around 100 Daltons in size (Brown et al., 2016), which is small enough to be actively taken up and degraded by bacteria. Moreover, fungal preprocessing of large lignin-like molecules may result in smaller assimilable molecules (Bonugli-Santos et al., 2010). To conclude, there is a large variability in the reactivity of aromatics that remains to be defined chemically, but bioreactivity is relatively higher for simple aliphatics (Figure 1).

Photochemically reactive inherent properties of DOC

Inherent photoreactivity potential is high for aromatic compounds but low for aliphatic DOC (Figure 1) because direct photoreactions are triggered by light-absorbing features, primarily aromatic rings. Thus, shortwave radiation mineralizes DOC upon molecule-photon interception. Additionally, reactive intermediate compounds are generated, including triplet-excited organic molecules, reactive halogen species, and reactive oxygen species, such as hydroxyl radicals (McNeill & Canonica, 2016). These reactive intermediates trigger secondary reactions that further modify and mineralize DOC. For example, hydroxyl radicals can break down aromatic rings of molecules into organic acids (Waggoner et al., 2015), resulting in partially oxidized DOC that may (Allesson et al., 2016) or may not (Cory et al., 2013) be bioreactive. Photodegradation of DOC also produces a range of fluorescent secondary molecules (Murphy et al., 2018), some of which are easily

biodegraded (Moona et al., 2021). Thus, photoreactions lead to a cascade of intramolecular rearrangements (McNally et al., 2005), which complicates the concept of photoreactivity.

Organic molecules with potential for direct photoreactions are defined by their light-absorbing aromatic rings and double bonds, whereas the reactive properties of DOC involved in the secondary reactions vary with different photoproducted reactive intermediates and, thus, are less easily characterized. For example, the reactive oxygen species O_2^- , $^1[O_2]$, and $\cdot OH$ react with dissolved lignin species of the lowest, middle, and highest O:C ratios, respectively (Waggoner et al., 2017). According to McNally et al. (2005), the compounds that are generally most photorecalcitrant lack alpha-carbonyl and phenolic functionalities, which implies that aromatic molecules are inherently most photoreactive despite being biorefractory (Figure 1).

Inherent flocculation potential

Another pathway by which DOC is removed from the aquatic continuum is through flocculation, which is a major contributor to sedimentation (von Wachenfeldt & Tranvik, 2008). Although a fraction of flocculated particles is lost through mineralization (Attermeyer et al., 2018), flocculation is a first step toward permanent carbon burial. Overall, molecules with dense anionic functional features/moieties have high potential to aggregate and coprecipitate with positively charged interfaces upon collision (Kepkay, 1994). Additionally, organic molecules can be more or less likely to coaggregate with metal ions through sweep flocculation, for example, in iron-rich lakes (Köhler et al., 2013). Thus, not all molecules are inherently likely to sorb onto particles.

Carboxylic acids are the main functional components that can act as ligands together with metals on, for example, clay (Kaiser & Guggenberger, 2000; Specht et al., 2000). However, once carboxylic acids have been sorbed, additional layers of more complex organic molecules, such as aromatics, sorb onto the surface in a secondary stage (Mitchell et al., 2018). Moreover, the high hydrophobicity of aromatic molecules makes them prone to flocculate through hydrophobic interactions even without mineral surfaces (Hakim & Kobayashi, 2018). Therefore, hydrophobic and charged molecules have an inherently high flocculation potential (Figure 1) compared to aliphatics. Overall, current evidence suggests that the three main reactivity pathways in aquatic environments tend to preferentially target different components of the DOC pool (Figure 1).

EXTRINSIC ENVIRONMENTAL DRIVERS OF REACTIVITY

For any given inherent reactivity, DOC turnover rates in aquatic environments are strongly influenced by physical, biological and chemical drivers (Figure 2). As in soils (Schmidt et al., 2011), aquatic DOC reactivity can be viewed as an emerging ecosystem property constrained by its environment (Kothawala et al., 2021). In this context, we describe how encounters between DOC molecules and extrinsic factors (e.g., heat, light, O₂, pH) are responsible for DOC removal.

Temperature as a key extrinsic regulator of DOC turnover

All reactions that depend on kinetic energy are temperature dependent, which can be estimated from the activation energy term (E_a) in the Arrhenius equation or by the Q_{10} factor, which describes the increase in degradation rate per 10°C increment. The temperature dependence of bioreactions is modulated by molecular features (Davidson & Janssens, 2006), but at the ecosystem level, E_a for aquatic bioreactivity measured as respiration is surprisingly constant at around 50–70 kJ mol⁻¹ (Yvon-Durocher et al., 2012) and Q_{10} of 2–3 at ~15°C (Carignan et al., 2000; von Wachenfeldt et al., 2009). This suggests that the relative impact of temperature on ecosystem-scale DOC bioreactivity can be roughly predicted as an

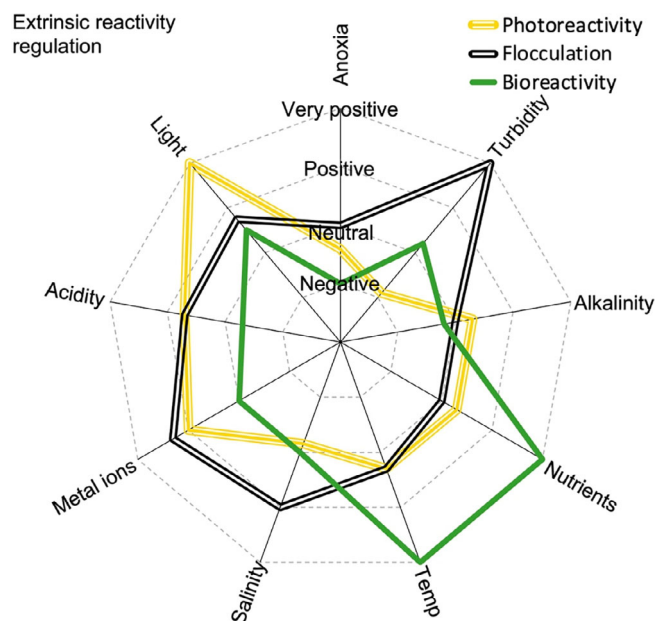


FIGURE 2 Simplified representation of relative impact of different extrinsic factors on dissolved organic carbon reactivity in the environment.

environmental effect without taking inherent chemical properties into consideration, at least in the case of bioreactivity.

Interestingly, temperature dependency is relatively weak for photoreactions and sorption with clay, with Q_{10} of 1.0–1.5 for both processes (Kaiser et al., 2001; Porcal et al., 2015), mathematically equivalent to E_a below ~30 kJ mol⁻¹. A low E_a value of 0–33 kJ mol⁻¹ was obtained in models of DOC loss from River Tees, England (Worrall & Moody, 2014), suggesting that photoreactions and/or flocculation dominated. In contrast, the modeled in situ DOC turnover in north-temperate lakes had a higher Q_{10} of 2 typical for biological mineralization (Hanson et al., 2011). Thus, the temperature dependence of bulk DOC turnover in nature can give a qualitative indication of the dominant reactions.

Extrinsic controls on bioreactivity

A well-known extrinsic regulator of bioreactivity is the supply of essential nutrients, especially labile N and P macroelements (Berggren et al., 2015), which positively influence DOC turnover rates (Smith & Prairie, 2004; Soares et al., 2018). Therefore, in nutrient poor freshwaters with inherently labile carbon, for example, permafrost thaw streams, it is unsurprising that experimental N + P additions can double DOC turnover rates (Textor et al., 2019). However, in freshwaters with high colored organic matter content, bioreactivity is often carbon limited rather than N or P limited (Koehler et al., 2012; Soares et al., 2017). This is partly because the dissolved organic matter in brown-water systems often supplies more bioavailable N and P than C, relative to bacterioplankton needs (Soares et al., 2017). Moreover, bacteria can shift metabolic balance from nutrient-demanding growth to maintenance respiration, which requires fewer nutrients (del Giorgio & Cole, 1998; Jansson et al., 2006). Therefore, microbial DOC turnover rates can be maintained at relatively high rates, even at low inorganic nutrient concentrations.

The composition and functional structure of aquatic microbial communities quickly respond to environmental changes (e.g., changing salinity or pH) and may reach near-optimum capacity for bulk DOC turnover within days (Judd et al., 2006; Logue, Stedmon, et al., 2016). However, it takes years of residence time until the microbial community composition fully stabilizes (Lindström et al., 2006). The order and timing of the decay of different compounds, that is, which are used first (Logue, Stedmon, et al., 2016) and the biochemical decay pathways (Comte & del Giorgio, 2011) vary widely as functions of microbial community composition. With increasingly extreme environments (e.g., extremely high

salinity or temperature) it is more likely that DOC bioreactivity depends on specific taxa such as archaea (Logue, Findlay, et al., 2016), for example, organisms living in anoxic hypolimnia tend to degrade DOC slowly (Bastviken et al., 2004). Thus, to understand aquatic bioreactivity, it is important to know how the environment influences the presence and functions of decomposers.

Extrinsic controls on bioreactivity include factors in the environment that influence DOC losses by stressing bacteria. However, there is no consensus on the influence of viral activity (Bonilla-Findji et al., 2008), bacterivory (Bana et al., 2014), toxins (Pringault et al., 2016), or salinity (Chinleo & Benner, 1992; Langenheder et al., 2003) on bacterial carbon mineralization rates, since they all can have variable and sometimes positive effects. Extremely high (>10) or low (<4) pH values strongly limit bacterial metabolism, but any pH value can have a negative effect if the community is not adapted to it (Bååth & Kritzberg, 2015). Interestingly, a stress factor that is associated with increased bioreactivity is UV light, which converts biorefractory compounds into labile DOC (Ruiz-González et al., 2013). Thus, a stressor may still result in a net positive bioreactivity through its influence on organic matter composition.

In summary, extrinsic DOC bioreactivity is generally dominated by positive effects from temperature and nutrients, but lack of oxygen may have large negative impacts (Figure 2).

Extrinsic controls on photoreactions

Rates of direct photochemical reactions scale in proportion to incoming solar UV light, which is affected by extrinsic factors like sun angle, cloud cover, ozone layer thickness, and shading effects of particles and colored substances (Koehler et al., 2014; Worrall & Moody, 2014). Indirect photodegradation by reactive oxygen species tends to increase with DOC concentration (Murphy et al., 2018) but also depends on many other factors. For example, nitrite and nitrate cause photolytic release of hydroxyl radicals that, in turn, react with DOC (Zepp et al., 1987), and iron catalyzes radical formation through a series of reactions that may increase DOC photoreactivity in nature (Gao & Zepp, 1998; Voelker et al., 1997). A wide range of ionic and particulate transition metals (e.g., titanium oxide) have similar effects (Mariquit et al., 2008). Thus, DOC photoreactivity is not only affected by incoming solar radiation but also by chemical factors that influence the photoproduction of reactive oxygen species and other radicals.

Furthermore, water pH is a strong photoreactivity regulator (Figure 2). As pH decreases, organic molecules

are increasingly protonated and molecular structures shrink to a compact form with strengthened molecular bonds, which increases absorption of UV light and boosts photoreactivity (Gennings et al., 2001). Moreover, interactions between iron, DOC, and UV light are favored by acidity, because iron is a better photocatalyst at low pH (Gu et al., 2017; Porcal et al., 2014). Interestingly, there are also reports of increasing photochemical processing of DOC at high pH and alkalinity (Reche et al., 1999), presumably caused by molecules expanding in deprotonated states leading to higher interception of light (Pace et al., 2012). Thus, DOC photoreactivity may have a U-shaped relationship with pH, with the highest reactivities occurring at extreme pH values (Selvam et al., 2019). To conclude, any environmental property that increases the encounter rate of aquatic DOC with photons, protons, and reactive oxygen species positively affect photochemical DOC mineralization rates (Figure 2).

Extrinsic controls on sorption and flocculation

Flocculation in the environment may be triggered by a specific compound, colloid, or particle surface, a so-called coagulant or flocculant. Naturally occurring coagulants include metal cations, mineral particles, and positively charged polysaccharides or proteins. Long experience from treating drinking water (Matilainen et al., 2010) and wastewater (Teh et al., 2016) indicates that flocculants vary in their efficiency, compound specificity, and pH sensitivity. However, natural flocculation is generally favored by positively charged interaction interfaces occurring under acidic conditions. Hydrophobic DOC can also self-flocculate and aggregate in response to decreasing pH (Colombo et al., 2015) or increasing salinity (Asmala et al., 2014). Owing to the combination of increased salinity and decreased water velocity, estuaries that receive DOC-rich rivers are sites of abundant flocculation and precipitation that prevent 20%–40% of the DOC load from reaching coastal ecosystems (Lisitzin, 1994).

On mineral surfaces, the potential for DOC sorption is strongly linked to particle size. Indeed, clay has orders of magnitude more surface area per volume available for DOC interactions compared to larger particles (Mayer, 1994) and is also likely to stay suspended in the water column, increasing encounter probability. DOC sorption potential with surfaces is additionally affected by mineralogical properties, whereby iron oxide coatings form particularly stable bonds with DOC (Kleber et al., 2007; Saidy et al., 2013). In Swedish freshwater, DOC is susceptible to sorption, but there are usually insufficient surfaces to fulfill this capacity (Groeneveld et al., 2020).

Flocculation interacts strongly with photoreactivity since partial photooxidation of DOC is a major source of anionic organic acids that may in turn flocculate rapidly in reactions with positively charged surfaces (von Wachenfeldt et al., 2008). Moreover, flocculation rates are strongly positively correlated with biomineralization (von Wachenfeldt et al., 2009), presumably caused by bacterial release of sticky extracellular polysaccharides (Bhaskar & Bhosle, 2005; Decho, 1990) acting as strong flocculants (Shammi et al., 2017). Thus, considering these interactions, complete understanding of bulk DOC turnover in nature cannot be achieved without simultaneously considering bioreactions, photoreactions, and flocculation reactions and their intrinsic versus extrinsic controls.

THE WAY FORWARD—INTRINSIC AND EXTRINSIC CONTROLS IN SYNCHRONY

Our synthesis thus far illustrates that DOC reactivity is complex and regulated by different combinations of intrinsic and extrinsic factors that interact directly and via reaction feedback loops (Figure 3). Research on

aquatic systems has only recently begun to approach both intrinsic and extrinsic dimensions of multiple organic carbon reaction types (Anderson et al., 2019), with examples mainly coming from the marine ecosystem modeling literature (Ge et al., 2020; Yakushev et al., 2017). However, given the rapid developments in molecular analytical methods (McCallister et al., 2018), quantifying reactive functional characteristics (Figure 1) should become increasingly feasible. This in turn will facilitate modeling the reaction rate of each functional group in specific environments (Figure 2).

To our knowledge, only one modeling study has attempted to predict DOC turnover in the aquatic continuum with explicit consideration of bioreactivity, photoreactivity, and flocculation while addressing some inherent organic matter properties by modeling aromatic and non-aromatic DOC separately (Anderson et al., 2019). Interestingly, in this study of large UK rivers, aromaticity had no effect on overall DOC turnover but caused a shift from biodegradation to photodegradation. Once DOC is discharged to the sea, photochemical reactions have the theoretical potential to remove all terrestrially derived organic molecules in coastal shelf seas (Aarnos et al., 2018), but the relative importance of different DOC turnover processes in the open sea remains to be modeled. Further development, application, and validation of this type of model in different existing and simulated future aquatic contexts is urgently needed and would be highly fruitful.

The most common framework to model DOC turnover under the joint influence of intrinsic and extrinsic controls is to use water residence time as the basis for predictions (e.g., Catalan et al. 2016). Water residence time is neither a physical property of the environment nor a property of DOC but integrates multiple intrinsic and extrinsic factors. For example, intrinsic DOC reactivity in freshwater landscapes generally decreases with increasing water residence time, as organic matter loses aromaticity (Weyhenmeyer et al., 2012) and becomes less susceptible to light and flocculation. Biological decay rates also decrease with residence time (Catalan et al., 2016), presumably because inherent bioreactive DOC is preferentially consumed. However, extrinsic factors may change systematically with increasing water residence times, in ways that can either boost or dampen reactivity (Creed et al., 2015; Selvam et al., 2019; Soares & Berggren, 2019). Thus, we propose a conceptual framework that recognizes that both intrinsic and extrinsic dimensions of DOC reactivity show patterns with water residence time.

Mechanistic models could supplement current efforts to understand the turnover of DOC in aquatic environments and predict future changes. In aquatic ecology, trait-based mechanistic approaches are a rapidly developing field (Kiorboe et al., 2018). Here, the focus shifts from

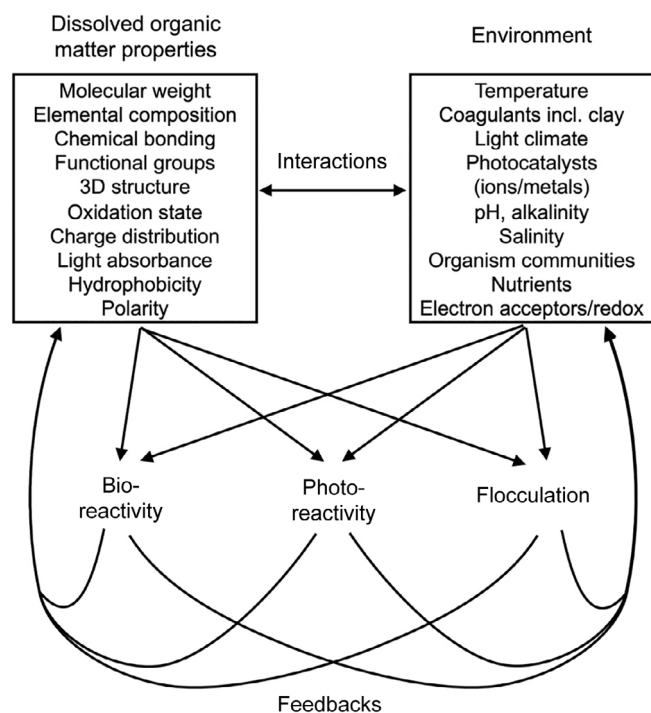


FIGURE 3 Conceptual regulation scheme, where arrows show how intrinsic (dissolved organic matter properties) and extrinsic (environment) factors together control different types of dissolved organic carbon reactivity, how they interact with each other and are affected by potential reaction feedbacks.

specific molecules in favor of their intrinsic traits, that is, which functional groups interact with extrinsic factors, and their impact on the DOC pool. Fundamental physical models of extrinsic drivers of reactivity may be easy to identify (e.g., Arrhenius equation), yet accounting for interactions with intrinsic DOC reactivity is challenged by chemical complexity. Approaching this complexity through molecular traits would considerably simplify it, for example, by studying simpler mixtures under controlled laboratory conditions. Thereafter, complexity could be slowly reintroduced as mechanistic understanding grows.

Based on our framework, a suite of hypotheses has been formulated (Figure 4). Intrinsic organic matter properties are strongly modified by hydrological connectivity to specific landscape components in fast-turnover headwaters (Coble et al., 2019; Tiwari et al., 2017), but with increasing downstream water residence time, chemical properties tend to converge (Creed et al., 2015; Massicotte et al., 2017) and reactive functional groups are lost (Weyhenmeyer et al., 2012). Thus, all intrinsic

reactivity potentials from terrestrially derived DOC are to decrease during transit in the aquatic network (Figure 4). Conversely, the relative importance of extrinsic drivers of reactivity (Figure 2), such as light exposure, temperature, and nutrient supply, may increase from small, shaded headwaters to lakes and larger rivers (Soares & Berggren, 2019). Moreover, salinity will further boost flocculation once the estuaries are reached. However, extrinsic reactivity potentials should decrease again with the transition to marine systems because mineral particles and nutrients become scarce, temperature drops, and dilution potentially reduces substrate availability for bioreactions (Figure 4). It is therefore hypothesized that the highest DOC turnover rates will be expressed in systems with intermediate water residence times, where extrinsic potentials are relatively high and DOC still has partly intact inherent reactivity.

Current anthropogenic changes are systematically impacting DOC characteristics in freshwaters (Xenopoulos et al., 2021). For example, the ongoing widespread trends of increased terrestrially derived aromatics may (Berggren & Al-Kharusi, 2020) or may not (Lapierre et al., 2013) decrease inherent bioreactivity in different regions, but photoreactivity (Anderson et al., 2019; Lapierre et al., 2013) and flocculation potential (Anderson et al., 2019) are expected to increase. From an extrinsic perspective, however, climate warming may strongly enhance biological DOC turnover owing to the higher Q_{10} of biological degradation. Thus, the contributions of different processes to the bulk DOC turnover in the future will depend on multiple global changes that affect both the inherent DOC properties and the environment where this DOC is processed.

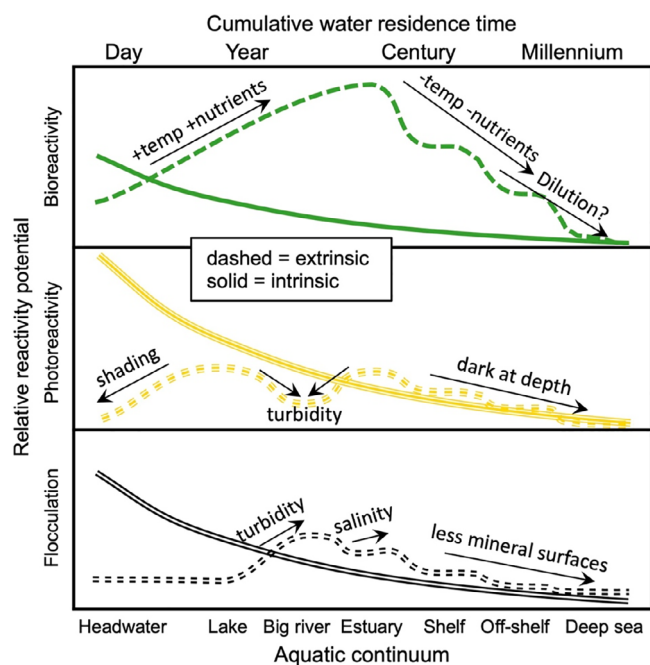


FIGURE 4 Hypothetical distribution of intrinsic (solid lines) and extrinsic (dashed lines) reactivity potential along the aquatic continuum and with increasing cumulative water residence times. Note that the shapes of the curves are highly generalized and that the true patterns are most likely different across localities and regions (especially in headwaters). Note that intrinsic reactivity is hypothesized to decrease smoothly with water residence time, whereas extrinsic reactivity may make discrete changes across ecosystem borders. Moreover, the intrinsic bioreactivity potential has intentionally been drawn at a relatively low level due to enzyme affinity limitations, but this is compensated by high extrinsic potential for biodegradation in the aquatic network.

CONCLUSIONS AND OUTLOOKS

Now more than ever, an ability to accurately model the turnover and fate of DOC is critical to developing sound management strategies capable of addressing pressing environmental challenges. Simultaneous consideration of intrinsic and extrinsic controls on DOC reactivity opens up new avenues for research into DOC turnover in response to such changes and into effects on ecosystem services. Moreover, the distribution of intrinsic and extrinsic reactivity potentials in the aquatic continuum can provide new understanding of the relative importance of biological, photochemical, and flocculation reactions during transit from land to sea. We anticipate that models that simultaneously address different types of DOC reactions while considering both intrinsic and extrinsic controls of reactivity will be needed to take the research field to the next level.

ACKNOWLEDGMENTS

We thank Lars Tranvik for constructive and helpful comments on an early version of this paper. The paper is based on the synthesis workshop Predicting the Interactivity of DOM across Terrestrial and Aquatic Ecosystems held in Lund, Sweden, 20–23 November 2018. Besides the authors, the workshop was attended by Caroline Björnerås, Claudia Patriarca, Daniel Conley, David Tenenbaum, Hannes Berg Wiklund, Javier Segura, Johanna Sjöstedt, Karla Münzner, Karolina Einarsdóttir, Leif klemedtsson, Linnéa Johansson, Martin Skerlep, Pearl Mzobe, Rafa Gonçalves-Araujo, Colin Stedmon, and Lars Tranvik. Funding for the workshop was obtained from the Biodiversity and Ecosystem Services in a Changing Climate (BECC) strategic research center, FORMAS Grant 2017-00772, and Helge Ax:son Johnsons Stiftelse. MB was funded by the Swedish Research Council VR Grant 2018-04111 when writing the paper.

CONFLICT OF INTEREST

The authors declare no conflict of interest.

ORCID

Martin Berggren  <https://orcid.org/0000-0003-0657-0971>

Richard LaBrie  <https://orcid.org/0000-0003-1681-4888>

Jean-François Lapierre  <https://orcid.org/0000-0001-5862-7955>

Kathleen R. Murphy  <https://orcid.org/0000-0001-5715-3604>

REFERENCES

- Aarnos, H., Y. Gelin, V. Kasurinen, Y. F. Gu, V. M. Puupponen, and A. V. Vahatalo. 2018. "Photochemical Mineralization of Terrigenous DOC to Dissolved Inorganic Carbon in Ocean." *Global Biogeochemical Cycles* 32: 250–66.
- Algesten, G., S. Sobek, A. K. Bergström, A. Ågren, L. J. Tranvik, and M. Jansson. 2004. "Role of Lakes for Organic Carbon Cycling in the Boreal Zone." *Global Change Biology* 10: 141–7.
- Allesson, L., L. Ström, and M. Berggren. 2016. "Impact of Photochemical Processing of DOC on the Bacterioplankton Respiratory Quotient in Aquatic Ecosystems." *Geophysical Research Letters* 43: 7538–45.
- Amon, R. M. W., and R. Benner. 1996. "Bacterial Utilization of Different Size Classes of Dissolved Organic Matter." *Limnology and Oceanography* 41: 41–51.
- Amon, R. M. W., H. P. Fitznar, and R. Benner. 2001. "Linkages among the Bioreactivity, Chemical Composition, and Diagenetic State of Marine Dissolved Organic Matter." *Limnology and Oceanography* 46: 287–97.
- Anderson, T. R., E. C. Rowe, L. Polimene, E. Tipping, C. D. Evans, C. D. G. Barry, D. A. Hansell, et al. 2019. "Unified Concepts for Understanding and Modelling Turnover of Dissolved Organic Matter from Freshwaters to the Ocean: The UniDOM Model." *Biogeochemistry* 146: 105–23.
- Asmala, E., D. G. Bowers, R. Autio, H. Kaartokallio, and D. N. Thomas. 2014. "Qualitative Changes of Riverine Dissolved Organic Matter at Low Salinities Due to Flocculation." *Journal of Geophysical Research-Biogeosciences* 119: 1919–33.
- Attermeyer, K., N. Catalan, K. Einarsdóttir, A. Freixa, M. Groeneveld, J. A. Hawkes, J. Bergquist, and L. J. Tranvik. 2018. "Organic Carbon Processing during Transport through Boreal Inland Waters: Particles as Important Sites." *Journal of Geophysical Research-Biogeosciences* 123: 2412–28.
- Bana, Z., B. Ayo, C. Marrase, J. M. Gasol, and J. Iriberrí. 2014. "Changes in Bacterial Metabolism as a Response to Dissolved Organic Matter Modification during Protozoan Grazing in Coastal Cantabrian and Mediterranean Waters." *Environmental Microbiology* 16: 498–511.
- Bastviken, D., L. Persson, G. Odham, and L. Tranvik. 2004. "Degradation of Dissolved Organic Matter in Oxic and Anoxic Lake Water." *Limnology and Oceanography* 49: 109–16.
- Battin, T. J., S. Luysaert, L. A. Kaplan, A. K. Aufdenkampe, A. Richter, and L. J. Tranvik. 2009. "The Boundless Carbon Cycle." *Nature Geoscience* 2: 598–600.
- Berggren, M., and E. S. Al-Kharusi. 2020. "Decreasing Organic Carbon Bioreactivity in European Rivers." *Freshwater Biology* 65: 1128–38.
- Berggren, M., H. Laudon, M. Haei, L. Ström, and M. Jansson. 2010. "Efficient Aquatic Bacterial Metabolism of Dissolved Low Molecular Weight Compounds from Terrestrial Sources." *ISME Journal* 4: 408–16.
- Berggren, M., R. A. Sponseller, A. R. Alves Soares, and A. K. Bergström. 2015. "Toward an Ecologically Meaningful View of Resource Stoichiometry in DOM-Dominated Aquatic Systems." *Journal of Plankton Research* 37: 489–99.
- Bhaskar, P. V., and N. B. Bhosle. 2005. "Microbial Extracellular Polymeric Substances in Marine Biogeochemical Processes." *Current Science* 88: 45–53.
- Bhatnagar, A., and M. Sillanpää. 2017. "Removal of Natural Organic Matter (NOM) and its Constituents from Water by Adsorption - A Review." *Chemosphere* 166: 497–510.
- Bonilla-Findji, O., A. Malits, D. Lefevre, E. Rochelle-Newall, R. Lemee, M. G. Weinbauer, and J. P. Gattuso. 2008. "Viral Effects on Bacterial Respiration, Production and Growth Efficiency: Consistent Trends in the Southern Ocean and the Mediterranean Sea." *Deep-Sea Research Part II-Topical Studies in Oceanography* 55: 790–800.
- Bonugli-Santos, R. C., L. R. Durrant, M. da Silva, and L. D. Sette. 2010. "Production of Laccase, Manganese Peroxidase and Lignin Peroxidase by Brazilian Marine-Derived Fungi." *Enzyme and Microbial Technology* 46: 32–7.
- Brown, T. A., B. A. Jackson, B. J. Bythell, and A. C. Stenson. 2016. "Benefits of Multidimensional Fractionation for the Study and Characterization of Natural Organic Matter." *Journal of Chromatography A* 1470: 84–96.
- Bååth, E., and E. Kritzberg. 2015. "pH Tolerance in Freshwater Bacterioplankton: Trait Variation of the Community as Measured by Leucine Incorporation." *Applied and Environmental Microbiology* 81: 7411–9.
- Carignan, R., D. Planas, and C. Vis. 2000. "Planktonic Production and Respiration in Oligotrophic Shield Lakes." *Limnology and Oceanography* 45: 189–99.
- Catalan, N., R. Marce, D. N. Kothawala, and L. J. Tranvik. 2016. "Organic Carbon Decomposition Rates Controlled by Water Retention Time across Inland Waters." *Nature Geoscience* 9: 501–4.

- Chinleo, G., and R. Benner. 1992. "Enhanced Bacterioplankton Production and Respiration at Intermediate Salinities in the Mississippi River Plume." *Marine Ecology Progress Series* 87: 87–103.
- Coble, A. A., L. E. Koenig, J. D. Potter, L. M. Parham, and W. H. McDowell. 2019. "Homogenization of Dissolved Organic Matter within a River Network Occurs in the Smallest Headwaters." *Biogeochemistry* 143: 85–104.
- Colombo, C., G. Palumbo, R. Angelico, H. G. Cho, O. Francioso, A. Ertani, and S. Nardi. 2015. "Spontaneous Aggregation of Humic Acid Observed with AFM at Different pH." *Chemosphere* 138: 821–8.
- Comte, J., and P. A. del Giorgio. 2011. "Composition Influences the Pathway but Not the Outcome of the Metabolic Response of Bacterioplankton to Resource Shifts." *PLoS One* 6: e25266.
- Cory, R. M., B. C. Crump, J. A. Dobkowski, and G. W. Kling. 2013. "Surface Exposure to Sunlight Stimulates CO₂ Release from Permafrost Soil Carbon in the Arctic." *Proceedings of the National Academy of Sciences of the United States of America* 110: 3429–34.
- Creed, I. F., D. M. McKnight, B. A. Pellerin, M. B. Green, B. A. Bergamaschi, G. R. Aiken, D. A. Burns, et al. 2015. "The River as a Chemostat: Fresh Perspectives on Dissolved Organic Matter Flowing down the River Continuum." *Canadian Journal of Fisheries and Aquatic Sciences* 72: 1272–85.
- Davidson, E. A., and I. A. Janssens. 2006. "Temperature Sensitivity of Soil Carbon Decomposition and Feedbacks to Climate Change." *Nature* 440: 165–73.
- Decho, A. W. 1990. "Microbial Exopolymer Secretions in Ocean Environments - their Role(s) in Food Webs and Marine Processes." *Oceanography and Marine Biology* 28: 73–153.
- del Giorgio, P. A., and J. J. Cole. 1998. "Bacterial Growth Efficiency in Natural Aquatic Systems." *Annual Review of Ecology and Systematics* 29: 503–41.
- Findlay, S. E. G., and R. L. Sinsabaugh, eds. 2003. *Aquatic Ecosystems: Interactivity of Dissolved Organic Matter*. Cambridge, MA: Academic Press.
- Gao, H. Z., and R. G. Zepp. 1998. "Factors Influencing Photoreactions of Dissolved Organic Matter in a Coastal River of the Southeastern United States." *Environmental Science & Technology* 32: 2940–6.
- Ge, J. Z., R. Torres, C. S. Chen, J. Liu, Y. Xu, R. Bellerby, F. Shen, J. Bruggeman, and P. X. Ding. 2020. "Influence of Suspended Sediment Front on Nutrients and Phytoplankton Dynamics off the Changjiang Estuary: A FVCOM-ERSEM Coupled Model Experiment." *Journal of Marine Systems* 204: 103292.
- Gennings, C., L. A. Molot, and P. J. Dillon. 2001. "Enhanced Photochemical Loss of Organic Carbon in Acidic Waters." *Biogeochemistry* 52: 339–54.
- Groeneveld, M., N. Catalan, K. Attermeyer, J. Hawkes, K. Einarsdottir, D. Kothawala, J. Bergquist, and L. Tranvik. 2020. "Selective Adsorption of Terrestrial Dissolved Organic Matter to Inorganic Surfaces along a Boreal Inland Water Continuum." *Journal of Geophysical Research-Biogeosciences* 125: e2019JG005236.
- Gu, Y., A. Lensu, S. Perämäki, A. Ojala, and A. V. Vähätalo. 2017. "Iron and pH Regulating the Photochemical Mineralization of Dissolved Organic Carbon." *ACS Omega* 2: 1905–14.
- Guillemette, F., and P. A. del Giorgio. 2011. "Reconstructing the Various Facets of Dissolved Organic Carbon Bioavailability in Freshwater Ecosystems." *Limnology and Oceanography* 56: 734–48.
- Hakim, A., and M. Kobayashi. 2018. "Aggregation and Charge Reversal of Humic Substances in the Presence of Hydrophobic Monovalent Counter-Ions: Effect of Hydrophobicity of Humic Substances." *Colloids and Surfaces A: Physicochemical and Engineering Aspects* 540: 1–10.
- Hanson, P. C., D. P. Hamilton, E. H. Stanley, N. Preston, O. C. Langman, and E. L. Kara. 2011. "Fate of Allochthonous Dissolved Organic Carbon in Lakes: A Quantitative Approach." *PLoS One* 6: e21884.
- Hawkes, E. A., A. Patrlarca, P. J. R. Sjöberg, L. J. Tranvik, and J. Bergquist. 2018. "Extreme Isomeric Complexity of Dissolved Organic Matter Found across Aquatic Environments." *Limnology and Oceanography Letters* 3: 21–30.
- Hessen, D. O., K. Nygaard, K. Salonen, and A. Vähätalo. 1994. "The Effect of Substrate Stoichiometry on Microbial Activity and Carbon Degradation in Humic Lakes." *Environment International* 20: 67–76.
- Higuchi, T. 2004. "Microbial Degradation of Lignin: Role of Lignin Peroxidase, Manganese Peroxidase, and Laccase." *Proceedings of the Japan Academy Series B-Physical and Biological Sciences* 80: 204–14.
- Hoppe, H. G., S. J. Kim, and K. Gocke. 1988. "Microbial Decomposition in Aquatic Environments - Combined Process of Extracellular Enzyme-Activity and Substrate Uptake." *Applied and Environmental Microbiology* 54: 784–90.
- Jansson, M., A. K. Bergström, D. Lymer, K. Vrede, and J. Karlsson. 2006. "Bacterioplankton Growth and Nutrient Use Efficiencies under Variable Organic Carbon and Inorganic Phosphorus Ratios." *Microbial Ecology* 52: 358–64.
- Judd, K. E., B. C. Crump, and G. W. Kling. 2006. "Variation in Dissolved Organic Matter Controls Bacterial Production and Community Composition." *Ecology* 87: 2068–79.
- Kaiser, K., and G. Guggenberger. 2000. "The Role of DOM Sorption to Mineral Surfaces in the Preservation of Organic Matter in Soils." *Organic Geochemistry* 31: 711–25.
- Kaiser, K., M. Kaupenjohann, and W. Zech. 2001. "Sorption of Dissolved Organic Carbon in Soils: Effects of Soil Sample Storage, Soil-to-Solution Ratio, and Temperature." *Geoderma* 99: 317–28.
- Kalbitz, K., J. Schmerwitz, D. Schwesig, and E. Matzner. 2003. "Biodegradation of Soil-Derived Dissolved Organic Matter as Related to its Properties." *Geoderma* 113: 273–91.
- Kepkay, P. E. 1994. "Particle Aggregation and the Biological Reactivity of Colloids." *Marine Ecology Progress Series* 109: 293–304.
- Kiorboe, T., A. P. Visser, and K. H. Andersen. 2018. "A Trait-Based Approach to Ocean Ecology." *ICES Journal of Marine Science* 75: 1849–63.
- Kleber, M., P. Sollins, and R. Sutton. 2007. "A Conceptual Model of Organo-Mineral Interactions in Soils: Self-Assembly of Organic Molecular Fragments into Zonal Structures on Mineral Surfaces." *Biogeochemistry* 85: 9–24.
- Koehler, B., E. Broman, and L. J. Tranvik. 2016. "Apparent Quantum Yield of Photochemical Dissolved Organic Carbon Mineralization in Lakes." *Limnology and Oceanography* 61: 2207–21.

- Koehler, B., T. Landelius, G. A. Weyhenmeyer, N. Machida, and L. J. Tranvik. 2014. "Sunlight-Induced Carbon Dioxide Emissions from Inland Waters." *Global Biogeochemical Cycles* 28: 696–711.
- Koehler, B., E. von Wachenfeldt, D. Kothawala, and L. J. Tranvik. 2012. "Reactivity Continuum of Dissolved Organic Carbon Decomposition in Lake Water." *Journal of Geophysical Research-Biogeosciences* 117: G01024.
- Kosten, S., F. Roland, D. Marques, E. H. Van Nes, N. Mazzeo, L. D. L. Sternberg, M. Scheffer, and J. J. Cole. 2010. "Climate-dependent CO₂ emissions from lakes." *Global Biogeochemical Cycles* 24: GB2007.
- Kothawala, D. N., A. M. Kellerman, N. Catalan, and L. J. Tranvik. 2021. "Organic Matter Segregation across Ecosystem Boundaries: The Need for a Unified Conceptualization." *Trends in Ecology & Evolution* 36: 113–22.
- Köhler, S., I. Buffam, A. Jonsson, and K. Bishop. 2002. "Photochemical and Microbial Processing of Stream and Soilwater Dissolved Organic Matter in a Boreal Forested Catchment in Northern Sweden." *Aquatic Sciences* 64: 269–81.
- Köhler, S. J., D. Kothawala, M. N. Futter, O. Liungman, and L. Tranvik. 2013. "In-Lake Processes Offset Increased Terrestrial Inputs of Dissolved Organic Carbon and Color to Lakes." *PLoS One* 8: e70598.
- LaBrie, R., J.-F. Lapiere, and R. Maranger. 2020. "Contrasting Patterns of Labile and Semilabile Dissolved Organic Carbon from Continental Waters to the Open Ocean." *Journal of Geophysical Research: Biogeosciences* 125: e2019JG005300.
- Langenheder, S., V. Kisand, J. Wikner, and L. J. Tranvik. 2003. "Salinity as a Structuring Factor for the Composition and Performance of Bacterioplankton Degrading Riverine DOC." *FEMS Microbiology Ecology* 45: 189–202.
- Lapiere, J. F., F. Guillemette, M. Berggren, and P. A. del Giorgio. 2013. "Increases in Terrestrially Derived Carbon Stimulate Organic Carbon Processing and CO₂ Emissions in Boreal Aquatic Ecosystems." *Nature Communications* 4: 2972.
- Leenheer, J. A., R. L. Wershaw, and M. M. Reddy. 1995. "Strong-Acid, Carboxyl-Group Structures in Fulvic Acid From the Suwannee River, Georgia. 1. Minor Structures." *Environmental Science & Technology* 29: 393–8.
- Lindström, E. S., M. Forslund, G. Algesten, and A. K. Bergström. 2006. "External Control of Bacterial Community Structure in Lakes." *Limnology and Oceanography* 51: 339–42.
- Lisitzin, A. P. 1994. "A Marginal Filter of the Oceans." *Okeanologiya* 34: 735–47.
- Logue, J. B., S. E. G. Findlay, and J. Comte, eds. 2016. *Microbial Responses to Environmental Changes*. Lausanne: Frontiers Media.
- Logue, J. B., C. A. Stedmon, A. M. Kellerman, N. J. Nielsen, A. F. Andersson, H. Laudon, E. S. Lindstrom, and E. S. Kritzberg. 2016. "Experimental Insights into the Importance of Aquatic Bacterial Community Composition to the Degradation of Dissolved Organic Matter." *ISME Journal* 10: 533–45.
- Maizel, A. C., J. Li, and C. K. Remucal. 2017. "Relationships between Dissolved Organic Matter Composition and Photochemistry in Lakes of Diverse Trophic Status." *Environmental Science & Technology* 51: 9624–32.
- Mann, P. J., R. G. M. Spencer, B. J. Dinga, J. R. Poulsen, P. J. Hernes, G. Fiske, M. E. Salter, et al. 2014. "The Biogeochemistry of Carbon across a Gradient of Streams and Rivers within The Congo Basin." *Journal of Geophysical Research-Biogeosciences* 119: 687–702.
- Mariquit, E. G., C. Salim, and H. Hinode. 2008. "The Role of Calcium Ions in the Photocatalytic Oxidation of Humic Acid at Neutral pH." *Environmental Challenges in the Pacific Basin* 1140: 389–93.
- Massicotte, P., E. Asmala, C. Stedmon, and S. Markager. 2017. "Global Distribution of Dissolved Organic Matter along the Aquatic Continuum: Across Rivers, Lakes and Oceans." *Science of the Total Environment* 609: 180–91.
- Matilainen, A., M. Vepsäläinen, and M. Sillanpää. 2010. "Natural Organic Matter Removal by Coagulation during Drinking Water Treatment: A Review." *Advances in Colloid and Interface Science* 159: 189–97.
- Mayer, L. M. 1994. "Relationships between Mineral Surfaces and Organic Carbon Concentrations in Soils and Sediments." *Chemical Geology* 114: 347–63.
- McCallister, S. L., N. F. Ishikawa, and D. N. Kothawala. 2018. "Biogeochemical Tools for Characterizing Organic Carbon in Inland Aquatic Ecosystems." *Limnology and Oceanography Letters* 3: 444–57.
- McCarthy, M., T. Pratum, J. Hedges, and R. Benner. 1997. "Chemical Composition of Dissolved Organic Nitrogen in the Ocean." *Nature* 390: 150–4.
- McKnight, D. M., E. W. Boyer, P. K. Westerhoff, P. T. Doran, T. Kulbe, and D. T. Andersen. 2001. "Spectrofluorometric Characterization of Dissolved Organic Matter for Indication of Precursor Organic Material and Aromaticity." *Limnology and Oceanography* 46: 38–48.
- McNally, A. M., E. C. Moody, and K. McNeill. 2005. "Kinetics and Mechanism of the Sensitized Photodegradation of Lignin Model Compounds." *Photochemical & Photobiological Sciences* 4: 268–74.
- McNeill, K., and S. Canonica. 2016. "Triplet State Dissolved Organic Matter in Aquatic Photochemistry: Reaction Mechanisms, Substrate Scope, and Photophysical Properties." *Environmental Science-Processes & Impacts* 18: 1381–99.
- Mitchell, P. J., A. J. Simpson, R. Soong, and M. J. Simpson. 2018. "Nuclear Magnetic Resonance Analysis of Changes in Dissolved Organic Matter Composition with Successive Layering on Clay Mineral Surfaces." *Soil Systems* 2: 8.
- Molot, L. A., and P. J. Dillon. 1997. "Photolytic Regulation of Dissolved Organic Carbon in Northern Lakes." *Global Biogeochemical Cycles* 11: 357–65.
- Moona, N., A. Holmes, U. J. Wünsch, T. J. R. Pettersson, and K. R. Murphy. 2021. "Full-Scale Manipulation of the Empty Bed Contact Time to Optimize Dissolved Organic Matter Removal by Drinking Water Biofilters." *ACS ES&T Water* 1: 1117–26.
- Mostovaya, A., J. A. Hawkes, T. Dittmar, and L. J. Tranvik. 2017. "Molecular Determinants of Dissolved Organic Matter Reactivity in Lake Water." *Frontiers in Earth Science* 5: Article 106.
- Mostovaya, A., J. A. Hawkes, B. Koehler, T. Dittmar, and L. J. Tranvik. 2017. "Emergence of the Reactivity Continuum of Organic Matter from Kinetics of a Multitude of Individual Molecular Constituents." *Environmental Science & Technology* 51: 11571–9.
- Mostovaya, A., B. Koehler, F. Guillemette, A. K. Brunberg, and L. J. Tranvik. 2016. "Effects of Compositional Changes on

- Reactivity Continuum and Decomposition Kinetics of Lake Dissolved Organic Matter." *Journal of Geophysical Research-Biogeosciences* 121: 1733–46.
- Murphy, K. R., S. A. Timko, M. Gonsior, L. C. Powers, U. J. Wunsch, and C. A. Stedmon. 2018. "Photochemistry Illuminates Ubiquitous Organic Matter Fluorescence Spectra." *Environmental Science & Technology* 52: 11243–50.
- Nagata, T. 2008. "Organic Matter-Bacteria Interactions in Seawater." In *Microbial Ecology of the Oceans*, edited by D. L. Kirchman, 207–41. Hoboken, NJ: John Wiley & Sons.
- Pace, M. L., I. Reche, J. J. Cole, A. Fernandez-Barbero, I. P. Mazuecos, and Y. T. Prairie. 2012. "pH Change Induces Shifts in the Size and Light Absorption of Dissolved Organic Matter." *Biogeochemistry* 108: 109–18.
- Porcal, P., P. J. Dillon, and L. A. Molot. 2014. "Interaction of Extrinsic Chemical Factors Affecting Photodegradation of Dissolved Organic Matter in Aquatic Ecosystems." *Photochemical & Photobiological Sciences* 13: 799–812.
- Porcal, P., P. J. Dillon, and L. A. Molot. 2015. "Temperature Dependence of Photodegradation of Dissolved Organic Matter to Dissolved Inorganic Carbon and Particulate Organic Carbon." *PLoS One* 10: e0128884.
- Pringault, O., C. Lafabrie, M. Avezac, C. Bancon-Montigny, C. Carre, M. Chalghaf, S. Delpoux, et al. 2016. "Consequences of Contaminant Mixture on the Dynamics and Functional Diversity of Bacterioplankton in a Southwestern Mediterranean Coastal Ecosystem." *Chemosphere* 144: 1060–73.
- Qualls, R. G. 2004. "Biodegradability of Humic Substances and Other Fractions of Decomposing Leaf Litter." *Soil Science Society of America Journal* 68: 1705–12.
- Raymond, P. A., J. E. Saiers, and W. V. Sobczak. 2016. "Hydrological and Biogeochemical Controls on Watershed Dissolved Organic Matter Transport: Pulse-Shunt Concept." *Ecology* 97: 5–16.
- Reche, I., M. L. Pace, and J. J. Cole. 1999. "Relationship of Trophic and Chemical Conditions to Photobleaching of Dissolved Organic Matter in Lake Ecosystems." *Biogeochemistry* 44: 259–80.
- Ruiz-González, C., R. Simó, R. Sommaruga, and J. M. Gasol. 2013. "Away from Darkness: A Review on the Effects of Solar Radiation on Heterotrophic Bacterioplankton Activity." *Frontiers in Microbiology* 4: 131.
- Saidy, A. R., R. J. Smernik, J. A. Baldock, K. Kaiser, and J. Sanderman. 2013. "The Sorption of Organic Carbon onto Differing Clay Minerals in the Presence and Absence of Hydrated Iron Oxide." *Geoderma* 209: 15–21.
- Schmidt, M. W. I., M. S. Torn, S. Abiven, T. Dittmar, G. Guggenberger, I. A. Janssens, M. Kleber, et al. 2011. "Persistence of Soil Organic Matter as an Ecosystem Property." *Nature* 478: 49–56.
- Selvam, B. P., J. F. Lapierre, A. R. A. Soares, D. Bastviken, J. Karlsson, and M. Berggren. 2019. "Photo-Reactivity of Dissolved Organic Carbon in the Freshwater Continuum." *Aquatic Sciences* 81: 57.
- Selvam, B. P., H. Laudon, F. Guillemette, and M. Berggren. 2016. "Influence of Soil Frost on the Character and Degradability of Dissolved Organic Carbon in Boreal Forest Soils." *Journal of Geophysical Research-Biogeosciences* 121: 829–40.
- Shammi, M., X. L. Pan, K. M. G. Mostofa, D. Y. Zhang, and C. Q. Liu. 2017. "Photo-Flocculation of Microbial Mat Extracellular Polymeric Substances and their Transformation into Transparent Exopolymer Particles: Chemical and Spectroscopic Evidences." *Scientific Reports* 7: 9074.
- Smith, E. M., and Y. T. Prairie. 2004. "Bacterial Metabolism and Growth Efficiency in Lakes: The Importance of Phosphorus Availability." *Limnology and Oceanography* 49: 137–47.
- Soares, A. R. A., and M. Berggren. 2019. "Indirect Link between Riverine Dissolved Organic Matter and Bacterioplankton Respiration in a Boreal Estuary." *Marine Environmental Research* 148: 39–45.
- Soares, A. R. A., A. K. Bergström, R. A. Sponseller, J. M. Moberg, R. Giesler, E. S. Kritzbeg, M. Jansson, and M. Berggren. 2017. "New Insights on Resource Stoichiometry: Assessing Availability of Carbon, Nitrogen, and Phosphorus to Bacterioplankton." *Biogeosciences* 14: 1527–39.
- Soares, A. R. A., E. S. Kritzbeg, I. Custelcean, and M. Berggren. 2018. "Bacterioplankton Responses to Increased Organic Carbon and Nutrient Loading in a Boreal Estuary-Separate and Interactive Effects on Growth and Respiration." *Microbial Ecology* 76: 144–55.
- Specht, C. H., M. U. Kumke, and F. H. Frimmel. 2000. "Characterization of NOM Adsorption to Clay Minerals by Size Exclusion Chromatography." *Water Research* 34: 4063–9.
- Teh, C. Y., P. M. Budiman, K. P. Y. Shak, and T. Y. Wu. 2016. "Recent Advancement of Coagulation-Flocculation and its Application in Wastewater Treatment." *Industrial & Engineering Chemistry Research* 55: 4363–89.
- Textor, S. R., K. P. Wickland, D. C. Podgorski, S. E. Johnston, and R. G. M. Spencer. 2019. "Dissolved Organic Carbon Turnover in Permafrost-Influenced Watersheds of Interior Alaska: Molecular Insights and the Priming Effect." *Frontiers in Earth Science* 7: Article 275.
- Tiwari, T., I. Buffam, R. A. Sponseller, and H. Laudon. 2017. "Inferring Scale-Dependent Processes Influencing Stream Water Biogeochemistry from Headwater to Sea." *Limnology and Oceanography* 62: S58–70.
- Tranvik, L. J., J. A. Downing, J. B. Cotner, S. A. Loiselle, R. G. Striegl, T. J. Ballatore, P. Dillon, et al. 2009. "Lakes and Reservoirs as Regulators of Carbon Cycling and Climate." *Limnology and Oceanography* 54: 2298–314.
- Waggoner, D. C., H. M. Chen, A. S. Willoughby, and P. G. Hatcher. 2015. "Formation of Black Carbon-like and Alicyclic Aliphatic Compounds by Hydroxyl Radical Initiated Degradation of Lignin." *Organic Geochemistry* 82: 69–76.
- Waggoner, D. C., A. S. Wozniak, R. M. Cory, and P. G. Hatcher. 2017. "The Role of Reactive Oxygen Species in the Degradation of Lignin Derived Dissolved Organic Matter." *Geochimica et Cosmochimica Acta* 208: 171–84.
- Vallino, J. J., C. S. Hopkinson, and J. E. Hobbie. 1996. "Modeling Bacterial Utilization of Dissolved Organic Matter: Optimization Replaces Monod Growth Kinetics." *Limnology and Oceanography* 41: 1591–609.
- Weyhenmeyer, G. A., M. Froberg, E. Karlun, M. Khalili, D. Kothawala, J. Temnerud, and L. J. Tranvik. 2012. "Selective Decay of Terrestrial Organic Carbon during Transport from Land to Sea." *Global Change Biology* 18: 349–55.

- Voelker, B. M., F. M. M. Morel, and B. Sulzberger. 1997. "Iron Redox Cycling in Surface Waters: Effects of Humic Substances and Light." *Environmental Science & Technology* 31: 1004–11.
- von Wachenfeldt, E., D. Bastviken, and L. J. Tranvik. 2009. "Microbially Induced Flocculation of Allochthonous Dissolved Organic Carbon in Lakes." *Limnology and Oceanography* 54: 1811–8.
- von Wachenfeldt, E., S. Sobek, D. Bastviken, and L. J. Tranvik. 2008. "Linking Allochthonous Dissolved Organic Matter and Boreal Lake Sediment Carbon Sequestration: The Role of Light-Mediated Flocculation." *Limnology and Oceanography* 53: 2416–26.
- von Wachenfeldt, E., and L. J. Tranvik. 2008. "Sedimentation in Boreal Lakes - the Role of Flocculation of Allochthonous Dissolved Organic Matter in the Water Column." *Ecosystems* 11: 803–14.
- Worrall, F., and C. S. Moody. 2014. "Modeling the Rate of Turnover of DOC and Particulate Organic Carbon in a UK, Peat-Hosted Stream: Including Diurnal Cycling in Short-Residence Time Systems." *Journal of Geophysical Research-Biogeosciences* 119: 1934–46.
- Xenopoulos, M. A., R. T. Barnes, K. S. Boodoo, D. Butman, N. Catalán, S. C. D'Amario, C. Fasching, et al. 2021. "How Humans Alter Dissolved Organic Matter Composition in Freshwater: Relevance for the Earth's Biogeochemistry." *Biogeochemistry* 154: 323–48.
- Yakushev, E. V., E. A. Protsenko, J. Bruggeman, P. Wallhead, S. V. Pakhomova, S. K. Yakubov, R. G. J. Bellerby, and R. M. Couture. 2017. "Bottom RedOx Model (BROM v.1.1): a coupled benthic-pelagic model for simulation of water and sediment biogeochemistry." *Geoscientific Model Development* 10: 453–82.
- Yvon-Durocher, G., J. M. Caffrey, A. Cescatti, M. Dossena, P. A. del Giorgio, J. M. Gasol, J. M. Montoya, et al. 2012. "Reconciling the Temperature Dependence of Respiration across Timescales and Ecosystem Types." *Nature* 487: 472–6.
- Zark, M., and T. Dittmar. 2018. "Universal Molecular Structures in Natural Dissolved Organic Matter." *Nature Communications* 9: 3178.
- Zepp, R. G., J. Hoigne, and H. Bader. 1987. "Nitrate-Induced Photo-oxidation of Trace Organic Chemicals in Water." *Environmental Science & Technology* 21: 443–50.
- Zherebker, A., Y. Kostyukevich, A. Kononikhin, O. Kharybin, A. I. Konstantinov, K. V. Zaitsev, E. Nikolaev, and I. V. Perminova. 2017. "Enumeration of Carboxyl Groups Carried on Individual Components of Humic Systems Using Deuteromethylation and Fourier Transform Mass Spectrometry." *Analytical and Bioanalytical Chemistry* 409: 2477–88.

How to cite this article: Berggren, Martin, François Guillemette, Magdalena Bieroza, Ishi Buffam, Anne Deininger, Jeffrey A. Hawkes, Dolly N. Kothawala, et al. 2022. "Unified Understanding of Intrinsic and Extrinsic Controls of Dissolved Organic Carbon Reactivity in Aquatic Ecosystems." *Ecology* 103(9): e3763. <https://doi.org/10.1002/ecy.3763>